

*The
Siberian
Iris*



Spring 1990

THE SIBERIAN IRIS

VOLUME 7, NUMBER 1

SPRING 1990

President's Letter (Anna Mae Miller)	2
Book Sales Report (Julius Wadekamper)	3
Hybridizing - A Personal History (Currier McEwen)	4
New Members	10
1989 Registrations and Introductions	13
Floral Design with Siberian Irises (Anna Mae Miller)	16
The Fascinating Forties (Jennifer Hewitt)	20
Siberians from a Berlin Garden (Tomas Tamberg)	26
1989 Award of Merit Winners	30
Photography for Irisarians (George Waters)	32
Last Word - Editorial	36
Request for Guest Irises for 1993 Siberian Iris Convention	37
Treasurer's Report (Gunther Stark)	38
Publications Report (Ruth Wilder)	38
Advertisements	39
Request for Guest Irises for 1992	41
Officers and Committees	43

Front Cover: DANCE BALLERINA DANCE (Varner '83)
Morgan-Wood Medal winner for 1989

Photo: D.S. Varner



**FROM
THE
PRESIDENT'S
DESK**

Dear Siberian Iris Friends:

First I want to thank our two retiring board members for serving for the last six years. Calvin Helsley was our slide chairman and Ainie Busse was auctions chairman and will continue with public-

ity. She also provided us with mailing labels for TSI. We know they both love Siberian irises and will continue to grow and praise them. It is time to welcome back Harry Kuesel (a past president) and a new board member Howard Brookins, who spent hours on his computer compiling the 1989 Checklist and has sold most of the copies. I also want to thank Dorothy Hamilton for personally inviting 78 new members to join a round robin. She had replies from 52 gaining at least 13 new robin members.

It is mid-February and with spring not too far away thoughts are on the coming iris season. I have a watering idea which I plan to try when transplanting Siberians. I have used this method in droughts and it seems to work. I am saving plastic gallon jugs and plan to fill them with water and sink the top into the ground so the water will slowly seep into the soil rather than running off. Some people fill the transplanting hole with water and when it has drained they plant the division filling with soil, firming and watering. It appears that planting depth varies in different areas of the country but Siberians need to be at least 2" deep and in N. California they may need to be planted 6" deep in order to survive.

Variety is the spice of life and so it is with the different forms of Siberian irises. Some like the older pendulous form, some the wispy near species, and some the wider, fuller forms that give more color to a garden. Our new slide chairman, Tom Abrego, need slides of all forms so that he can have interesting slide sets to send out. When photographing Siberians try taking shots from different angles, this will give some pleasing

variations, rather than just ones taken from above.

I would like to welcome all our new members and apologise for any delay they may have experienced in getting their membership activated. AIS now has a new membership chairman and we are updated monthly, so there should no longer be a problem.

By the time this bulletin arrives in your mail box the AIS convention will be imminent. Our society's meeting times will be;

SSI Board Meeting (open to all members) -
Sunday May 20th at 7pm.

SSI Section Meeting, Monday May 21st
at 9.30am.

Please come and give us your input.

Anna Mae Miller

1989 REPORT ON BOOK SALES

Julius Wadekamper, Coordinator _____

We have sold more copies of SIBERIAN IRISES this year than at anytime since I have kept records. We had greater income in 1984 but that was before we offered books to booksellers at wholesale.

YEAR	BOOKS SOLD	INCOME
1981		\$797.01
1982		746.00
1983		676.08
1984		1,457.00
1985	234	970.00
1986	155	605.70
1987	129	400.79
1988	230	611.11
1989	348	1,004.34

During the early years several people sold books and no accurate account was kept by anyone.

We still have many boxes of books and if we had more advertising we would sell more.

This year our major outlets were:

Timber Press	200 books
Capabilities Books	59 books
Klehm Nurseries	50 books

Our rates are \$3.00/copy plus postage for under 200, and \$2.00/copy for 200 or more.

HYBRIDIZING - A PERSONAL HISTORY

By CURRIER MCEWEN

This article started as an update of my hybridizing during the past two or three years, but with the encouragement of our Editor it has turned into a general history of my hybridizing "life and works".

Many who may read this probably know the ridiculous way I got started with irises. In 1954 the postman left at our home in the Riverdale section of New York City a Schreiner's catalogue. It was not for us but since it bore an undeliverable address and a "Mac" name he left it with us. It sat on our hall table several weeks and then one bleak February day I looked at it. It was, of course, full of beautiful pictures and I was inspired to send an order. The catalogue also contained a note urging its readers to join the American Iris Society and I did. The first AIS bulletin that I received had in it two articles on hybridizing. That sounded great to me so I decided to try it. One of the articles was by the late Kenneth Smith who lived on Staten Island. I phoned and he invited me to his garden for the first of a number of very helpful visits which confirmed me in my wish to try my hand at hybridizing.

I made my first crosses in 1956 using some ancient Tall Bearded irises (TB's) in a neighbor's garden. A year later when my plants from Schreiner's bloomed I was off and running. My hybridizing at the start was limited to TB's and some daylilies. This went on until 1960 when a medical meeting took me to Chicago where I found an opportunity to visit David Hall and Orville Fay. Both were extremely kind and gave me advice and also pollen for my own crosses. What was most exciting for me however, was Orville Fay's explanation of his use of colchicine to induce doubling of the number of chromosomes. He was an outstanding hybridizer of both bearded irises and daylilies with a record breaking number of Dykes and Stout awards, but he used colchicine almost

exclusively with daylilies. This, of course was because the TB's had already become tetraploid in nature. He did try a few TB's which he converted to the octoploid level but abandoned because they were clearly not as good as the existing tetraploids; and a few Japanese irises (JI'S) which he lost and did not continue. As a rheumatologist I had used colchicine for some 30 years in the treatment of gout but had been unaware of its capacity to induce polyploidy in plants. I was fascinated and started at once to follow Orville Fay's lead using his method of treating newly sprouted seeds. It was at that time that I changed from the bearded irises to Siberians and a year later to Japanese, neither of which had been known to convert to the tetraploid state in nature. I also continued my interest in daylilies.

When one treats newly sprouted seeds with colchicine many are killed and most survivors are unaffected and remain diploid. Of the survivors that are affected a very few are fully converted to the tetraploid state but most are chimeras - only partly converted. Success with the daylilies came quickly because fully tetraploid cultivars were available from Orville Fay and when my chimeras bloomed I could cross them with Fay's tetraploids and know that any resulting seedlings would be fully tetraploid. Efforts with the Siberians and JI's however, were much more difficult since there were no existing tetraploids to use with them. Crossing two chimeras is very uncertain because only the diploid germ cells may cross.

I was fairly lucky with the Siberians and had some second generation tetraploids by 1968, two of which were introduced in 1970 - a blue one which Orville Fay permitted me to name after him, and a large, waxy white named FOURFOLD WHITE. Progress came slowly with the JI's. Year after year crossing my chimeras resulted only in diploids, and 15 years passed before I at last had a second generation and hence certainly true tetraploids. My first tetraploid JI, RASPBERRY RIMMED, was not introduced until 1979. Of course, once I had my own fully tetraploid seedlings to use with the chimeras progress was rapid with both the Siberians and the JI's.

Let me emphasize at this point that although I have a natural interest in the tetraploids because they originated with me, I am also interested in the diploids. My aim is to help develop improved Siberians and JI's exhibiting new traits and colors - irrespective of race, creed or chromosome number.

I am glad to be able to say that from the start I realized the importance of making planned crosses so that both parents would be known. The exception was at the start of my efforts to obtain tetraploids. In colchicine treated newly sprouted seeds, a 50-95% mortality rate is common in the first three to six weeks; of the survivors most will remain diploid and perhaps only 10 to 20% will be chimeras or, very rarely, fully tetraploid. Hence I needed thousands of seeds at the start, far more than my garden in Riverdale could provide. That great hybridizer, Fred Cassebeer, knew my dilemma and his son John very kindly gathered pods for me in their large garden. These came from WHITE SWIRL, BLUE BRILLIANT, VIOLET FLARE, and others, but all were from natural crosses and hence, only the pod parents of my early tetraploid Siberians are known.

I must emphasize too that my early advisors taught me from the start the need to use only flowers which have been protected from foraging bees if one wishes to be sure of the pollen parent. Indeed I followed this practice with daylilies even in the years before I started with Siberians and JI's. I know this is rarely if ever done in the case of bearded irises and daylilies and my experience makes me wonder how often the pollen parents recorded for them in the checklists may be incorrect.

Turning to discussion of my hybridizing goals I must confess that like most beginners I started merely crossing flowers I liked, but soon became more sophisticated about it and started to have goals. One of course, after 1960, was the development of tetraploids which has been accomplished. In the case of the Siberians I now have tetraploids of advanced generations - some to bloom this year have reached the 10th generation - in most of the colors and forms I want; hence I expect to do little with colchicine from now on in Siberians and will rely on crossing existing tetraploids for the improved seedlings for which one always hopes. The availability now of excellent tetraploids from other breeders to cross with my own makes this all the more appealing. Of course I shall continue with diploids but now it will be for their own sake and not for treatment with colchicine.

My progress with tetraploidy in the JI's is not as far advanced. I have reached the 7th generation of tetraploidy but there are still colors, patterns, and other features I am eager to see and

therefore I will continue to make crosses of diploid cultivars exhibiting those features for treatment with colchicine.

Other goals for both Siberians and JI's are the following:

1. The development of new colors
2. The development of existing colors closer to the true hue
3. Green rather than yellow signals and also flowers with no apparent signals
4. Miniatures
5. Extra early and extra late bloomers
6. Repeaters, rebloomers and continuing bloomers
7. Longer bloom of individual flowers (especially important in the JI's).
8. Improved branching and bud count
9. Resistance to disease.
10. Flowers of excellent form.

Goal number 10 needs further comment to emphasize that it means excellent form of all types. Since the advent of WHITE SWIRL there has been an increasing tendency to breed for its beautiful full, round, flaring form. Handsome as that is, it would be tragic to lose sight of the more traditional graceful, arching form, and I keep high on my list of priorities efforts to improve flowers of this type.

I would like to add the development of fragrance to the above list but unfortunately, I have had as yet no success in that area.

Efforts toward some of these goals began during the early years in Riverdale but they expanded rapidly after my retirement from New York University in 1970 and our move to South Harpswell, Maine. My grandparents and parents had summer homes there and I made my first visit at age three months in 1902. Except for three years during the second World War, I had spent at least several weeks there each summer. We had always known it was to be our principal home after retirement and this became all the more important after my interest in hybridizing made a larger garden essential. Siberian and Japanese irises and daylilies thrive there, and bulldozing out an acre of wild bushes has provided the space for what we have named Seaways Gardens. The appropriateness of this name for our garden overhanging the Atlantic Ocean is nicely shown in the cover picture of the AIS Bulletin, July 1989. Shirley Pope, showing a

slide of the garden at a Massachusetts Iris Society meeting said, "Many people grow their irises beside pools, Currier just has a very big one."

Throughout my professional life as a physician I have been much involved in clinical and basic research and this has been of particular interest to me also in my work with Siberians and JI's. This is not the place to discuss these efforts in detail but I will mention some of the projects and cite references for any reader who may wish more information.

My efforts to induce tetraploidy in Siberians, JI's, and daylilies (1-3) has already been mentioned. Other studies that have been directly or indirectly related to hybridizing include: the history of hybridizing Siberian irises (4), methods of making crosses (5), several articles concerning diseases (6,7), means of obtaining early maturity of seedlings (8), and to improve germination (9), choice of terms for remontency in these irises (10), and some observations on soil pH (11,12). These studies and those of many other writers are documented in the two books (13,14) that I have written with, I must emphasize, the great help of many advisors and contributors.

In closing I must mention the role that luck has played in my hybridizing. My Siberian, BUTTER AND SUGAR, and my success with miniatures and repeaters are examples. Certainly if I had set out intentionally to work for yellow Siberians I would not have selected blue ones as parents, but that is how it came about (15). Marjorie Brummitt in 1966 kindly sent me two packets of bee crossed seeds, one with DREAMING SPIRES and the other with CAMBRIDGE as the pod parent. To my surprise one seedling from each batch of seeds had distinctly yellow falls on day one (DREAMING YELLOW and FLOATING ISLAND). That was luck; and certainly it required no great imagination to realize that it would be smart to cross the two. BUTTER and SUGAR was the result.

Similarly, by pure chance, very early in my crosses with Siberians the one I named LITTLE WHITE appeared among a lot of tall blue and white siblings. Its difference was so striking that it immediately caught my attention and made me want to work for ones that would be still smaller. As for repeaters, experience with the Siberians was similar. I had no thought at all about trying for plants that would repeat, but one mid-July - it must have been twenty years ago - several seedlings showed bloom a second time long after all the

others in my seedling beds were finished. It could not be ignored and crossing them led to my first named repeaters SOFT BLUE and WELCOME RETURN.

In the case of the JI's the role of luck in obtaining repeaters was still more apparent. By the late 1960's I had many seedlings from seeds generously given to me by Arlie Payne and Shuichi Hirao to help me with my work for tetraploids, but only one cultivar Arlie Payne's GARDEN CAPRICE. Because it was my only named one I crossed it with practically every good seedling I had. As chance would have it, GARDEN CAPRICE happens to be a repeater and as a result of its genes there have been a good many repeaters among my subsequent seedlings.

I cannot end this story without returning to that blessed postman who left the Schreiner's catalogue at our house - another example of McEwen luck! Certainly that has resulted in lots of hard work but it has also brought much pleasure and satisfaction and a wealth of wonderful friends.

References

1. McEwen C., Tetraploidy in Siberian Irises. Brit. Iris Soc. Year Book, pp. 77-84, 1966.
2. McEwen C., Tetraploidy in Siberian Irises - a Ten Year Report. Brit. Iris Soc. Year Book pp. 78-82, 1976.
3. McEwen C., Methods for Inducing Tetraploidy in Siberian and Japanese Irises. Bull. Amer. Iris Soc., No 223, 20-23, 1976.
4. McEwen C., Historical Notes on Hybridizing of Siberian Irises. TSI. 4 (3), 8-14, 1976.
5. McEwen C. and B. Warburton, Report of a Research Project to Test Various Methods of Making Crosses of Siberian Irises. TSI. 3 (4) 19-22, 1971.
6. McEwen C., Experience with Pratelenchus penetrans. TSI. 4 (8), 8-10, 1978.
7. McEwen C., A Question of Disease in Japanese Irises. The Review 22 (1), 20-24, 1985.
8. McEwen C., Obtaining Early Maturity of Seedlings in the North. Bull Amer. Iris Soc. No. 203, 65-66, 1971.
9. McEwen C., Factors Influencing Germination of Japanese Iris Seeds and Health of the Sprouted Seedlings. The Review 10 (2), 4-6, 1973.
10. McEwen C., A Choice of Terms for Remotancy in Siberian and Japanese Irises. TSI. 5 (7), 8-9, 1983.
11. McEwen C., Performance of Japanese Irises in

- Soils of Different pH. The Review 16 (2), 1-4, 1979.
12. McEwen C., Experience with Seaweed and Pineneedle Mulches. The Review 25 (2) 31-32, 1988.
 13. McEwen C., Siberian Irises, The Society for Siberian Irises 1981.
 14. McEwen C., The Japanese Iris. University Press of New England, Hanover 1990.
 15. McEwen C., The Background of Butter and Sugar. TSI. 6 (5) 5-6, 1987.

NEW MEMBERS

WE ARE DELIGHTED TO WELCOME OUR NEW MEMBERS

Angel Adrienne, 530 Riverside Dr. New York, NY
10027

Arthur William E. P.O. Box 8394, Gadsden, AL 35902

Bainbridge Ken, 1245 Elevator Rd. Saskatoon,
Saskatchewan S7M 3X1 Canada

Bobbink Stephen R., 1816 11th Ave W., Seattle, WA
98119

Boucher Philip A. 45 River St. Rehobeth, MA 02769

Brice Susan J., 1531 Canfield St. Eau Claire, WI
54701

Brooks Dr. Alan & Elaine, 1012 S. Oakes St.
Tacoma, WA 98405

Burland M/M Robert, 3420 63rd Av. NE. Marysville,
WA 98270

Burkey, Clayton, Rt. 1 Box 11, Loretto, PA 15940

Butler Ms. Dianne, 2 Chadwick Circle, Andover, MA
01810

Campbell Angela M., 8675 Camargo Club Dr.
Cincinnati, OH 45243

Cole Trevor, Ag. Canada Plant Research Center, 960
Carling Ave, C.G.F. Ottawa, Ontario K1A 0C6 Canada

Craig Kenyon B., 19370 S.E. Chambers Rd. Sandy, OR
97055

Creighton Donald, 355 Rocky Hill Rd., Northampton,
MA 01060

Darrow Christopher, Ollalie North Farm, Marlboro
Branch Rd. South Newfane, VT 05351

Decker Mrs. Alice, Rt. 1, Fort Dodge, IA 50501

Decker Ms. Penny, 356 Willis Rd. Sudbury, MA 01776

Delongchamp, Roger D. P.O. Box 611 Bowkerville Rd.
Fitzwilliam, NH 03447

Dodger Gladys, 8707 Becker Rd. Cedar Springs, MI
 49319
 Duller Robert, 2148 S. 35th St., Milwaukee, WI
 53215-2305
 Emmons Mrs. Lou, 7805 Tryon Groves Rd. Richmond,
 IL 60071
 Enders Fran, 7119 Deans Hill Rd. Berrien Center,
 MI 49102
 Evans Grady Michael, 2 Garfield St. Stafford, VA
 22554
 Fink Lois Hanford, 701 McCalvey Dr. Box 575,
 Pateros, WA 98846
 Fletcher Dale, 15003 Chicago Circle, Omaha, NE
 68154
 Flynn Barbara E., 1332 232nd Place N.E., Redmond,
 WA 98053
 Fox Dr. Eugene, RR. 2 Millet, Alberta T0C 1Z0
 Canada
 Fraser Mrs. M. Barsham House, Ruckles Lane, Kings
 Langley, Herts WD4 8BE England
 Galusha Angela J. 1374 Victor Rd. Macedon NY 14502
 Gignac S.G. Denver Botanic Gardns. 909 York St.
 Denver CO 80206
 Gunderson Eric/Mari, 92 S. Oleson #301 Naperville,
 IL 60540
 Hackman Bettie, 2714 Hunter Mill Rd., Oakton, VA
 22124
 Haggstrom Kathy, 533 E. 73rd Ave. Anchorage, AK
 99518
 Harlan Ms. Margaret M. Rt. 1 Box 17, Coburn, PA
 16832
 Harms John E. Box 326 Osage, IA 50461
 Hauser Fred V., Rt. 1 Box 2440, Pawlet, VT 05761
 Henderson George D., 15031 S.E. 43rd St. Bellevue,
 WA 98006
 Hudson Mrs. Henry Jr. 275 Fawn Lake Dr.
 Millington TN 38053
 Jeffcoat, M/M James L. P.O. Box 56 Abell Rd.
 Blythwood, SC 29016
 Jones Bennett/Evelyn, 5635 S.W. Boundary St.
 Portland, OR 97221
 Kerr Carol, 13015 Crinnion, Cedar Springs MI 49319
 King, Mrs. Donald R. 1017 Scramblers Knob,
 Franklin, TN 37064
 Klehm Arnold J. 44 W 637 Rt. 72 Hampshire IL 60140
 Koenitzer R.D. Jr., 3348 Lake Albano Circle, San
 Jose, CA 95135
 Levitt Ms. Leslie, 64 Flag St. Worcester, MA 01602
 Litfors Peter, Lilla Frescativagen 1 Stockholm
 10405 Sweden
 Little Ms. Barbara A. 1717 Chickasaw Jonesboro,
 AR 72401

Little Ms. Wilma, 1405 E. 108th Terr. Kansas City,
MO 64131
Litynski Beverly, 265 Main St. Binghamton, NY
13905
Ludi Wava, 36595 S.E. Hwy. 211, Sandy, OR 97221
McGarvan Carla, 11118 169th Ave S.E. Renton, WA
98056
McIntosh L.H., RR. 1 Blacketts Lake, Sydney Forks,
NS B0A 1W0 Canada
Morley Kevin J., 220 W. 77th Terr. Kansas City MO
64114
Morrison Glen & Anne, 1445 Arlington Blvd.
Ann Arbor MI 48104
Padgett Mrs. Flo., RR. 3 Box 135-H, Noblesville,
IN 46060
Prince Thomas M., 829 Wilkerson Ave. Durham, NC
27701
Randall Caryll, 524 Windsor Gate Rd. Virginia
Beach, VA 23452
Raun Ms. Mary Ellen, 73 Bunker Hill Rd. Warwick,
MD 21912
Rutten Mr. Pierre, Ave Du 8 Mai 1945, 83600 Frejus,
France
Shreckingaust M/Mrs James, QTRS FNAB LCRK,
Norfolk, VA 23521
Somoro Sam, 1476 South St. Baroda, MI 49101
Spina Virginia, 4321 Gates Rd. Jamesville NY 13078
Spurlock Ms. Mary Anne, 8000 Balcom Cyn Rd.
Moorpark, CA 93021
Teller Kurt, 3712 Connors Rd. Emmett, MI 48022
Thompson Margaret, 280 Dondero Way, San Jose, CA
95119
Townsend Helen M., P.O. Box 7865 Roanoke, VA 24019
Tucci June M. Allen Rd. Box 136, Pownal, ME 04069
Tyson Alison, 601 S. Lillis, Denison, TX 75020
Uzzell Thomas & Christine Spolsky, 2504 Berniece
Dr. Champaign, IL 61821
Vaughn George C., 2011 Darwin Av.SW. Grand Rapids,
MI 49507
Vermeulen J. Gravenstraat 248, 4567 Ap Klinge,
Holland
Waltz Peter M., Brentwood rd. RFD. 4. Exeter, NH
03833
Weiler Dr. John, Fresno Iris Soc. 1146 W. Rialto,
Fresno, CA 93705
Whyte Dr. Adrienne, 6704 West Falls Way, Falls
Church, VA 22046
Williamson Bryce, 1170 Steinway Ave. P.O. Box 972,
Campbell, CA 95009-0972
Yates Michael R., 1150 S. Stoney Creek Rd.
Carleton, MI 48117

**1989 REGISTRATIONS
AND INTRODUCTIONS**

ARBEE (J. Wood, R. 1989). Sdlg. W-101-71. SIB (diploid), 23" (58cm), E. Red purple (RHS 72A), yellow green hafts with brown reticulation, white and purple signal; dark violet (86B) styles; slight fragrance. Towanda Redflare X self. J. Wood 1989.

BILLY MAC (W. McGarvey by J. Wadekamper, SIB, R. 1988). Borbeleta Gardens 1989.

BLUE HYACINTH (G. Bush, SIB, R. 1987). Bush 1987.

BRYNMAWR (H. Foster, R. 1989). Sdlg. 316/82/75. SIB. (tetraploid), 30" (76cm), L. Deep wine red, gold signal edged white; pale fuchsia style arms. Hubbard X Silver Edge. ST (Wisley), SC (BIS).

CHARMING DARLENE (A. Miller, SIB, R. 1984). Old Douglas Perennials 1984.

CONTRAST IN STYLES (R. Hollingworth, R. 1989). Sdlg. 82F3C18. SIB, 28" (71cm), M. S. mid wine red, blue center line; light milky blue style arms; F. bright mid wine red, milky blue band shading into white blaze. 79N2: (Starsteps X New Wine) X 79P3: (Polly Dodge X Anniversary). HC 1987. Windwood Gardens 1989.

CREAM FRESH (H. Moos, R. 1989). Sdlg. 82/6A. SIB (diploid), 20" (50cm), E. S. white; F. yellow, fading to cream; frilled. McEwen sdlg. X Wide White.

DOTTIE BEE (R. Buchanan by J. Wood, selector, R. 1989). Sdlg. W-116-85. SIB (tetraploid), 28" (71cm), E. S. violet blue (RHS 97A); violet blue (97A) styles; F. violet blue (89B), yellow and brown reticulations at hafts. Seed from SIGNA. J. Wood 1989.

ENBEE DEEAYCH (L. Reid, SIB, R. 1988). Laurie's Garden 1989.

ETHELRED (L. Zurbrigg, SIB, R. 1988). Avonbank 1989.

GENTEEL GRAYCE (A. Miller, SIB, R. 1987). Old Douglas Perennials 1989.

GULL'S WING (W. McGarvey by J. Wadekamper, SIB, R. 1988). Borbeleta Gardens 1989.

HANNOVER CREAM (H. Moos, R. 1989). Sdlg. 84/55B. SIB (diploid) , 23 1/2" (60cm), M. Cream white, yellow signal. Gelbe Moeve X Creme Chantilly.

ILLINI GLORY (D. S. Varner, SIB, R. 1987). Illini Iris 1989.

ILLINI PURPLE PEPPER (D. S. Varner, SIB, R. 1988). Illini Iris 1989.

ILLINI STARDUST (D. S. Varner, SIB, R. 1988). Illini Iris 1989.

I'M JUST BLUE (B. Blyth, R. 1989). Sdlg. S257-2. SIB, 30" (76cm), L. Royal blue self. Marilyn Holmes X Cleve Dodge. Tempo Two 1989/90.

ISABELLE (B. Warburton, SIB, R. 1988). Joe Pye Weed's Garden 1989.

LIBERTY HILLS (A. Miller, SIB, R. 1988). Old Douglas Perennials 1989.

LILTING LAURA (A. Miller, R. 1989). Sdlg. 85-20-17. SIB, 37" (94cm), M & ML. S. pale violet (RHS 87D); pale violet style arms, slightly darker (87C) midrib; F. violet (87A). Aqua Whispers X Lavender Bounty.

LLANGORS (H. Foster, R. 1989). Sdlg. 423/75/84. SIB (tetraploid), 40" (102cm), M-L. Rich purple blue, gold white signal; broad azure style arms. Silver Edge X Reddy Maid. ST (Wisley), SC (BIS).

MEMPHIS MEMORY (D. S. Varner, R. 1989). Sdlg. 4074. SIB (tetraploid), 25" (64cm), E-M. S. near white with very pale lavender pink tint; F. lavender pink. Dance Ballerina Dance X Illini Flirt. HC 1989.

MUSIC ROYAL (B. Blyth, R. 1989). Sdlg. S257-1. SIB, 32" (81cm), M-ML. Royal blue, few white markings at signal area. Marilyn Holmes X Cleve Dodge. Tempo Two 1989/90.

OBAN (H. Foster, R. 1989). Sdlg. 366/75/84. SIB (tetraploid), 38" (97cm), M. S. rich royal blue; F. same, strong silver edge, green hafts, white

signal. Silver Edge X Reddy Maid. ST (Wisley), SC (BIS).

PINK HYACINTH (G. Bush, SIB, R. 1987). Bush 1987.

PRAIRIE IN BLOOM (G. Gaddie, R. 1989). Sdlg. 584-1. SIB, 12-24" (30-61 cm), E. S. white; F. white, sprinkled cinnamon under style arms. Unknown parentage.

ROBIN (D. S. Varner, SIB, R. 1988). Illini Iris 1989.

RODER BRUCH (H. Moos, R. 1989). Sdlg. 84/53A. SIB (tetraploid), 35" (90cm), L. Medium purple violet, white signal. Sdlg. X unknown.

ROTTER MILAN (H. Moos, R. 1989). Sdlg. 84/53A SIB (diploid) 27 1/2" (70cm), E. Bright red violet. Apfelblute X red lilac sdlg.

ROYAL ILLINI (D. S. Varner, SIB, R. 1988). Illini Iris 1989.

SHAKER'S PRAYER (C. Warner, R. 1989). Sdlg. C-10. SIB, 30-36" (76-90cm), E-L. S. violet; red violet styles; F. golden yellow at hafts, turning to white ground in center, overall delicate lilac veining, solid violet at edge. Unknown parentage. EC 1989.

SWIRLING LAVENDER (A. Miller, SIB, R. 1984). Old Douglas Perennials 1984.

TAL-Y-BONT (H. Foster, R. 1989). Sdlg. 303/84/75. SIB (tetraploid), 38" (97cm), M-L. S. rich purple blue; F. same, edged silver, signal green, gold and white; ruffled. Reddy Maid X Silver Edge. ST (Wisley).

TRIPLE EXPOSURE (G. Bush, SIB, R. 1987). Bush 1987.

VICKI ANN (B. Warburton, R. 1989). Sdlg. 84-25-4. SIB, 27" (69cm), M. S. light blue (RHS 97B); blue (97C) styles; F. light blue (97A/B), darker (96C/D) shoulders, small whisker like white signal; lightly ruffled. AWW: (Atoll x Wing on Wing) X Dear Delight.

WHOZIT (R. Buchanan by J. Wood, selector, SIB, R. 1988). J. Wood 1989.

FLORAL DESIGN WITH SIBERIAN IRISES

By ANNA MAE MILLER _____

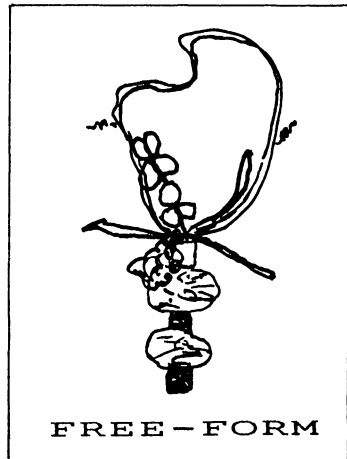
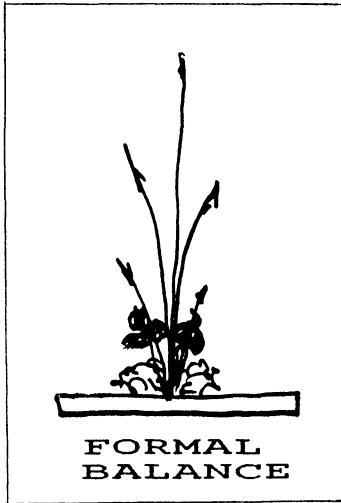


Flower arranging is the art of organizing the elements of space, line, form, pattern, repetition and texture according to the principles of design (balance, contrast, dominance, proportion, scale and rhythm,) to create beauty, simplicity and unity. To bring order out of chaos.

Before arranging flowers we must consider several things: the place the arrangement will occupy (size of this area and shape of the space to be filled): the background (its color, possible distractions): the proportion and scale of the flowers to be used: line material (branches, stems, leaves etc.), and the container.

Since Siberian irises are small flowers with long sleek stems, a more delicate container is chosen than when arranging the larger TB's. Line material could be Siberian leaves, cattails and their foliage, delicate branches such as Cotoneaster divaricatus, wisteria, bayberry, flowering almond, or hemlock and other fine needled evergreens. Branches with large foliage may be used if many of the larger leaves are nipped off. Oriental poppy seed heads make good line material and are very compatible with Siberian blossoms. Leaves that are used to fill in near the neck or base of the container would also be more delicate: Baptisia works well as do small rather than large-leaved hostas. Fern-leaved peony foliage is preferred over heavier peony leaves.


All plant materials must be cut and conditioned in warm water for several hours so that they do not wilt. Any plant that exudes a liquid must be burned or placed in boiling water for a couple of minutes before placing in water for several hours.

I enjoy a simple line arrangement when using Siberians, using a tall container or bottle where the blossoms stay within the line design chosen, broadening out a little at the neck (e.g. crescent, Hogarth Curve, vertical, left or right triangle narrow at the base). Since their stems are usually rigid, if I use curved lines they are above the






HOGARTH
CURVE



MORIBANA



CRESCENT

placement of the buds and open blossoms of the Siberians. Since the flowers are delicate the line may be 2 1/2 to 3 times the height of the container and still be in pleasing proportion. Often for a tall container I hold and arrange all the plant material in my hand and wrap with a twistem or chenille wire, cut off the bottom evenly and place in the container (especially true in a glass container where the line in the container must be neat and not detracting). The container could be filled

about 3/4 full with yew cut 1" shorter than the container and this will hold the arrangement quite well; or use the Japanese method of a Y branch in the top of the container as a brace. If you choose to use a flat container it lends itself to a Japanese Moribana arrangement - a triangular arrangement with lots of water showing. A few stones placed around the kenzan (pinholder) is very effective.

In any floral design there must be good balance (stability) either symmetrical or asymmetrical (does it look like it will tip over?). There should be contrast in color, texture and form but

there must be dominance of one thing - usually the plant material rather than the container. Sometimes an accessory may be dominant if you are interpreting a theme. Rhythm is achieved through repetition in the organization of line placements, color and varying size relationships.

If you are successful you will have created, according to the principles of art a pleasing whole which has beauty and simplicity.

Anna Mae is a Master Judge, National Council of State Federated Garden Clubs. She will present a program on artistic arrangements at the 1990 AIS Convention in Omaha on Wednesday May 23rd at 7pm.



Ronald Miller carries out some ruthless culling in order to make room for guests for the 1993 Convention.

Photo: Howard Brookins

THE FASCINATING FORTIES

By JENNIFER HEWITT

The Sino-Siberians, or 40 chromosome Siberians, are a group of irises which perhaps hold the greatest potential for exciting hybrids still waiting to be developed. Some famous hybridizers have named and introduced a few good ones, but they have always taken second place - a sideline to the 28 chromosome Siberians, Cal-Sibs, or some other interest. I think they deserve a name of their own and "Sino-Siberian" which has been suggested before in TSI does indicate the close relationship between the 28s and the 40s and also that there are differences between them; it is not totally accurate, geographically speaking, but then neither is "Siberian"! And I think they deserve a Name, too - a hybridizer who will be their Prince or Princess Charming, awakening these sleeping beauties and revealing their charms to gardeners who will covet them once they know them.

Consider their virtues. They are excellent, hardy, herbaceous perennials which, I believe, will grow easily in a wider range of conditions than is usually suggested. From personal experience and that of friends I can state that in Britain at least they do not insist on acid soil and will do perfectly well in a pH of 7.5 which is too alkaline for rhododendrons. Moisture throughout the year is probably more necessary to them and it is probably true that they will not survive very hot summers unless they can be well watered so that not only are the roots kept damp but there is also some humidity in the air around the plants. Even so, established plants can tolerate drought fairly well. They have good foliage in several shades of green which stays in attractive condition for months and when it dies down it is easily removed (a selling-point for lazy or busy gardeners). Stems can be anything from 12" to 60", tall so they can make their mark at the front or back of the border. More good dwarf cultivars would be useful, and the taller ones should be branched, with fair-sized flowers; nothing looks sillier than a single

small bloom perched on top of a tall stem.

There is a wide color range - red, yellow and blue all ranging from the palest to the deepest tones, and colors can be mixed and matched to produce selfs, bicolors, bitones and all sorts of decorations in toning or contrasting colors, veining, stripes, spots and speckles. Infinite variety, indeed. They are - normally - healthy; I have lost plants, as described in TSI for Spring 1989, and have also had three complete batches of seedlings wiped out by a mystery killer,



Jennifer Hewitt
Photo: Peter Hewitt

unidentified and so far incurable. But it has not as yet attacked clumps growing in mixed plantings only those surrounded by other beardless irises, and even then the neighboring plants have not been affected. I feel fairly sure that this is a problem associated with monoculture and that we can recommend non-specialists


to grow them in among other plants with complete confidence.

With me too, they are a secondary interest and I have made many fewer crosses than with the 28's. They do, however produce generous quantities of seed and have a relatively high germination rate. Both these are advantages but one needs space to cope with lots of seedlings! They grow quickly to flowering size and if your garden, like mine is a cold one, it is encouraging to see results in 3 years rather than the 4 or more which the 28's usually need. Almost every seedling will be garden-worthy except for a few whose flowers can only be described as muddy, and you may even be able to call some of them "subtle" to justify keeping them.

My introduction to the Sino-Siberians came with two plants I bought as Iris chrysographes soon after I became iris-conscious. One was a good dark form with nice gold markings, the other turned out to be I. forrestii. My first deliberate crosses were between these two, using each in turn as pod parent, and I raised over 20 seedlings from each cross. I got 40+ almost indistinguishable flowers, basically light yellow overlaid with red. On standards and style arms the yellow showed only at the edges, while the falls were yellow heavily veined with red. They were pretty but not startling, and I picked out one which seemed a little brighter than the rest and registered it as CLEETON CROSS. At least these consistent results showed the parents were true species. As all the group intercross very readily, growing any from seed can be a lottery and probably explains why so many supposed plants of species are in reality hybrids which closely resemble a species. I. chrysographes is variable anyway and growing several batches of seed from the BIS Seed Exchange has given a range of marked and unmarked dark forms as well as the typical blue one, and others which are clearly hybrids. One which I registered as CLEETON BUFF is fairly short with yellow standards and style arms, and falls of buff-yellow with fine black veins and the black and gold signal of the species. Another, which sadly flowered and died, had pink falls which must have been due to a thin layer of red overlying a yellow base. I wish I knew how this happened as it has never shown up on any of my other seedlings. A third from I. chrysographes seed was pale violet, veined all over in deep violet, which was named CLEETON FANCY.

Wanting more of the species, I sowed BIS seed labelled Iris wilsonii. Only three seedlings came up and none - you've guessed it - was the species. I do now have a plant which I hope is correctly named, but I'm not 100% convinced by it. However two of the three seedlings were subsequently registered and introduced through the BIS plant sales scheme. CLEETON MOON is a very pale yellow self with some deep purple speckling, a crisp flower with good substance and attractive form. This has been attacked by the mystery killer but a piece, hastily moved as the first signs were seen, survived. Unfortunately this didn't happen for CLEETON STARBURST and the last piece I had died in 1989, but perhaps I can get it from another home and at least it is in several of my seedling lines. It has one of the most exciting flowers I have raised,

quite large and a glowing red with golden signals "bursting" over the falls, fair substance and semi-flaring falls. In the context of the Sino-Siberians, a spectacular flower, and the clump was really eye-catching. Gone, but not forgotten; I have a slide to remind me.



CLEETON MOON (J. Hewitt 1983)
Photo: Courtesy of Roger Springael

I. delavayi, acquired as a plant, I have not so far used in a cross. I should do so for its size and branching, although its height and hanging falls rather count against it. Before I got it, another batch of BIS seed labelled "yellow hybrids" came into bloom. They clearly showed a strong I. delavayi influence, most being tall, two branched, and had flowers with long hanging falls. None was yellow though some had purple or blue veins on yellowish grounds; others were assorted shades of purple. It was these, though that got me going and helped me to define my aims: I thought I'd like to have clean colors, (whether selfs or patterns); branching; and better substance. Though larger flowers as such weren't a particular aim, I do think that stems and flowers should be in pleasing proportion to each other and that branched stems shouldn't be too short if the flowers are to be uncrowded, so branched stems implied something approaching delavayi-sized flowers. On short, unbranched stems two or three terminal flowers, smaller in size are perfectly

acceptable and I don't think we should be too influenced by TB norms and expect every iris to be branched. Stronger substance on all sizes of flowers was a prime target, for in Britain, weather resistance is a valued characteristic. Wider, semi-flaring falls would give more personality whilst still presenting a good area of colour to the viewer, especially from a distance. I also prefer iris standards, in most cases, to stand up or at least flare upwards, and to hold firm for most of the flower's life. The 40's could certainly stand some improvement here. What I do not want to do is to change the general form so radically that every reminder of their original species is lost. We all ought, I think, to take care to select a range of shapes, especially among the beardless irises where, unless we actively resist it, a flat round flower could become universal; just look at many of the modern Siberians, Pacific Coasts, Louisianas and Japanese irises. There are some lovely cultivars of this shape - that cannot be denied - but a variety of forms ought to be maintained.

Of other species and reputed species, I should most like to use Iris clarkei which has failed every time I've planted it, though I do have a lovely hybrid, thought to be I. chrysographes X I. clarkei, which has quite large deep purple blue flowers with white markings. I. bulleyana seed has so far given yet more hybrids, some quite pleasant and one good enough to go into the breeding pool, though the resulting seedlings were indifferent in form and colors.

Five crosses were made in 1981 involving the "Yellow Hybrid" seedlings crossed with each other and with unrelated plants. A great variety of colors, patterns and forms was produced, mostly with stronger substance, but most were unbranched or had only one branch. From this and other experience, it seems that this characteristic is easily lost and at this time I am still waiting to see if it can be recovered. The best overall results came from a cross of CLEETON MOON X Yellow Hybrid seedling 5. There was a near-white (the one "color" not found among the species apparently, although an albino form of I. bulleyana has been reported from China); a very pale yellow of nice size and form and with good substance on a branched stem of proportionate height - like the near white, this was only faintly marked with dark speckles; and three of fair shape, size and substance, no branching but distinctive and lovely coloring.

Christened "watercolours" by Harry Foster, these had near-white standards edged and tipped with purple which was intensified at the hafts, midribs and tips. Signals were a rich yellow veined very dark purple. All three were slightly different and one in which the purple was more reddish in tone appealed especially to Harry so in 1986 I gave him a piece. This turned out to be a fortunate gift. In May 1987 I was away for a few days and came back to find this batch of seedlings and another beside it, about 80 in all, dead or dying. The mystery killer had struck for the first time. Spraying with fungicide had no effect, nor did digging up a few pieces which still looked viable, washing in a disinfectant solution and potting them in sterilized compost (TSI Vol 6 No.9, Spring '89).

Among the lost seedlings were others I had particularly noted: a beautiful clear lemon-yellow self and one with nearly true blue standards and styles and blue veining on pale falls set off by a bright yellow signal. But the most striking flower I have ever seen, was a near black which glowed because of an intense deep red surface overlaid brilliant orange-yellow. This illuminated the whole flower but only showed at the signal area. Others from 1981 which are still alive in other beds include some pretty blues and a red self with velvety texture.

Later crosses have produced some new color patterns. In two flowers there are all three basic colors but they are separated into blue standards, red style arms and yellow falls with few markings; one has the markings in blue as a plicata edging. Color alas, is their only good feature. But I continue to make crosses in most years and feel there are many beautiful flowers waiting among the genes.

There is a happy note on which to end; that plant given to Harry has flourished in his good hands and has impressed the judges. It is now on trial in several gardens including those of the Royal Horticultural Society at Wisley, and will probably be registered soon as CLEETON WATERCOLOUR. Please keep your fingers crossed for it.

Jennifer is editor of the British Iris Society Yearbook and she and Harry Foster are staunch advocates for Siberian irises in Great Britain.

SIBERIANS FROM A BERLIN GARDEN

By TOMAS TAMBERG

My interest in breeding Siberian irises started with the first flowering of some newer British varieties kindly sent by Mrs. Brummitt. They were her 1964 introductions - CAMBRIDGE, DREAMING SPIRES AND SEA SHADOWS. I crossed these three irises with each other and from a batch of mixed seedlings I selected KOBALTBLOU (R. 1978), a deep blue of modern shape with good branching, and WILTRUD GISSEL (R. 1978), a floriferous light blue. In the Wisley* trials for Siberians KOBALTBLOU got an Award of Merit in 1985.

From the same batch of mixed seed I produced two mid-blue tetraploids by colchicine treatment. One of them was registered and introduced as BREITER START in 1978. The other one (Chingew) is still a powerful parent for strong stems and upright growth and produced GERMANTET ONE (R. 1989) when combined with LAURENBUEHL from Eckard Berlin's tetraploid breeding.

Another one of my early tetraploids was WIDE WHITE (R. 1979, HC Wisley 1983) derived from WHITE MAGNIFICENCE (Kitton '64) X CAMBRIDGE. Colchicine treatment in this case resulted in a plant with extremely large and wide flowers but no fertility at the tetraploid level. Over the years the tetraploid size of this variety has disappeared and today, at least in my garden, WIDE WHITE is a wide petalled diploid of normal size.

WHITE MAGNIFICENCE also gave us LILIENTHAL (R. 1978) which was selected from a batch of WHITE SWIRL (Cassebeer '57) X WHITE MAGNIFICENCE seedlings. Named in honor of the early German flight pioneer, it produces compact and flaring white flowers on well branched stems.

When Currier McEwen's tetraploids became available I bought a group of five unnamed seedlings of the second tetraploid generation in order to have partners for my own conversions. Working with only one's own conversions can be a

* Royal Horticultural Society Gardens, Wisley, UK.

tedious thing since diploid and/or tetraploid seed may be produced by the plants involved. Checking for tetraploidy and using it by setting seed on pure tetraploids of other breeders is therefore nearly a must for a beginner.

From a cross of two of these McEwen seedlings I selected the extremely vigorous dark blue FANNY HEIDT (R.1980) which later yielded ZWEITES HUNDERT with BREITER START as the pollen parent. ZWEITES HUNDERT (R. 1984), a bright mid-blue, large flowered tetraploid has a nearly classical shaped flower and shows its falls beautifully to a distant observer. I feel more and more that horizontal falls are a severe disadvantage for other than dwarf Siberians. WEISSE ETAGEN (R. 1984) is another child of the original McEwen seedlings. It was much admired for its double branching. It is however, a bit narrow in the hafts of the falls.

In the diploid field I got PURPELLER (R. 1980) from a cross of WHITE SWIRL (Cassebeer '57) X ERIC THE RED (Whitney '43). This is a red-blue, strong and early flowering variety. A cross of (CAMBRIDGE x self) X TEALWOOD (Varner '59), (not EGO x unknown as given in the registration) yielded ANNEMARIE TROEGER (R. 1980, HC Wisley 1984), showing light mid-blue flowers on tall stems (105-115cm, 40"). This is a Siberian iris with a beautiful clump effect.

A cross of TYCOON (Cleveland '26) X LIMEHEART (Brummitt '68) resulted in a flower with very wide falls, and when this was again crossed with LIMEHEART, produced a group of so called "Pausback hybrids"* with small flowers but nearly overlapping falls. When the best Pausback was crossed with CAMBRIDGE, I got two seedlings with extremely wide falls and standards. One of them, a mid-blue with a lavender hue, was named BLUE ROSEBUD (R. 1981) referring to the way the buds opened. It should be noted that those very wide flowers (and I have seen similar cases from other breeders) may have difficulty in opening completely due to some interference by the spathes. Quite often only the second flower develops its full beauty.

BLUE ROSEBUD when used as the pollen parent on a seedling from DREAMING SPIRES X self, gave us QUIET SHAPE (R. 1984) a floriferous dark blue with wide flaring falls and no signal. Like most of the wide flowered ones it has only two flowers per stem.

*Chubby-cheeked (Ed.)

In 1982 we repeated the cross that produced BLUE ROSEBUD and treated all the seedlings with colchicine. Among the converted plants we obtained was a very large flowered chimera with wide flaring falls and upright standards which got the working name "Big Potential". Its pollen produced seed on DEAR DIANNE (McEwen '79) in 1973 and all the seedlings were of magnificent size, shape and vigor, ranging in color from light blue to dark blue with white hairlines in some cases.

Our breeding line in the light blue color range began with BERLIN BLUEBIRD (R. 1986) a pure medium blue from BLUE BRILLIANT (Cassebeer '59) X WHITE SWIRL. In addition to the very pure color it is a strong flowering plant with double branching of the stems. When this was crossed with WIDE WHITE we got a pure light blue with semiflaring, wide falls and upright standards. This was registered as BERLIN DELFT in 1984.

A new purity class of light blue became available with Currier McEwen's SIGNALS BLUE, an overlooked beauty but with weak substance and somewhat unreliable vigor. We immediately crossed it with a lighter one of our "Pausback Hybrids" and got a clear light blue with beautiful shape. We called it UEBER DEN WOLKEN, but due to the fact that it did not multiply as quickly as we would have liked, we did not register it until 1989, when we heard some positive news about it from Currier McEwen. We also showed it at the British Iris Society show in 1989 and it is now on a lot of want lists. We are trying our best to increase the stock sufficiently for introduction.

From seedlings of the same cross that produced UEBER DEN WOLKEN we got a sectorial chimera (SSTT182) after colchicine treatment, The now separated tetraploid section is pollen fertile and shows big and compact flowers of light blue with a darker center. We have used the pollen on all light blue tetraploids we could find, but there are not too many. The first seedlings obtained with LADY OF QUALITY (McEwen '82) and BLUE REVERIE (McEwen '85) will flower in 1990.

In the yellow color class we have selected GELBE MOEVE (R. 1986), a very vigorous selection from DREAMING YELLOW (McEwen '69) X BUTTER AND SUGAR (McEwen '76) with light yellow flaring falls.

Colchicine treatment of DREAMING YELLOW X self-seedlings gave us a pollen fertile light yellow tetraploid with greenish throat and ugly shape. When this was used as the pollen parent on white tetraploids with yellow throats, we got a tall and

large flowered tetraploid with falls of uniform creamy yellow. The color is however, much weaker than that of BUTTER AND SUGAR. It should be noted that true progress in the yellow color range has been obtained by Marlene Ahlburg in Germany. Her WELFENPRINZ, when shown during the German Iris Exhibition at Frankfurt in 1989, proved to be superior to all earlier varieties with respect to depth of color and shape.

In the wine red color group we have not yet introduced any of our selections. On the diploid level we have got some very floriferous seedlings from APFELBLUTE X WINE WINGS (Varner '76). Colchicine treatment of seedlings from the same cross yielded a pollen fertile tetraploid with a deep wine red color. This was then crossed with EWEN (McEwen '70) and REDDY MAID (McEwen '78) and produced a number of vigorous and floriferous seedlings of excellent shape, which however all lack the deep velvety color of e.g. HUBBARD (McEwen '82). With the exception of EWEN we have not found wine red tetraploid cultivars so far that can be called floriferous. A clump of HUBBARD has in five years flowered only once, but then with eleven gorgeous spikes.

We were for a long time reluctant to register new white tetraploids due to the insufficient width of the falls of our seedlings. When we noticed that pollen of a converted WIDE WHITE seedling on WEISSE ETAGEN had produced a white flower of acceptable width we registered it as VIEL SCHNEE in 1989. This plant when cultivated well, has a double branching of its very upright stems and up to four buds in the terminal position. With respect to garden value of a Siberian, we think that a high bud count in the terminal position is more important than additional flowers on low side branches which are then hidden by the leaves.

Dwarf Siberians have also found our interest. When we tested the effects of selfing Siberians we got CAMBRITA (R. 1979), a 40 cm (16") light blue from CAMBRIDGE X self. Selfing CAMBRITA resulted in even dwarfer seedlings. The very rare flowers were slightly darker. Selfing of these plants ended in dwarf weaklings which never produced a flower at all.

From EGO (McGarvey '65) X BLUE ROSEBUD we got BERLIN LITTLE WHITE (R. 1988), a graceful 50cm (20") white with wide flowers and some ruffling. In 1989 we registered BERLIN LITTLE BLUE (TT-Sdng. X BERLIN DELFT) with light blue, little flowers of semifiaring type. It is about 40cm tall and

produces many stems with flowers of delicate shape and color. The three smaller ones I have mentioned are quite different from Currier McEwen's real small ones, ANNICK and BABY SISTER, which are derived from I. sibirica alba nana.

Our most important problem during the last years is the lack of space in our garden. Our 1500 square meters are too small for the multiple activities in the field of beardless irises. So it can happen that promising selected seedlings cannot be replanted for propagation and finally dwindle away at their original planting site. With the increasing speed of developments we therefore have to throw away older plants without mercy.

Generally speaking however, Siberian irises are a constant source of pleasure and excitement for us and we look forward to better and better varieties in the future. We will certainly try to participate in the improvement of this valuable and reliable garden perennial.

1989 AWARD OF MERIT WINNERS



MABEL CODAY
(Helsley, '84)

Photo:
Calvin Helsley

JAMAICAN VELVET
(McGarvey, '83)

Photo:
Anna Mae Miller



WINDWOOD SPRING (Hollingworth, '84)

Photo: Bob Hollingworth

PHOTOGRAPHY FOR IRISARIANS

BY GEORGE WATERS _____

Color printing is coming to more publications every year. The American Rock Garden Society now regularly uses color for illustrations in its Bulletin; the AIS publishes a calendar in color every year, and we may expect that its Bulletin, which already has color on the cover and in some advertisements, will soon include color illustrations to articles as well. Recent books on Siberian, Louisiana, and Japanese irises are illustrated with color. And this issue of TSI is the first to have a color cover.

With color so important a quality in flowers, illustrations in black and white have limited value, and with few monochrome photographs available now, color printing is a necessity.

Most plant societies depend on members who lend their photographs for publication, and the best of these photographs find their way into trade books, too. The better the photographs taken by members, the better these publications will be. But a color transparency that looks good projected onto a screen will not necessarily be suitable for printing. Sharpness, for example, is more critical in a printed image viewed from a distance of twelve inches or so, than in an image on a screen viewed from twelve feet. The AIS and SSI, will need plenty of good color photographs to ensure the quality of their publications; here, then, are some tips on shooting for publication. The notes are by no means complete, but merely draw attention to some things that seem often to have been overlooked in photographs of irises offered for publication.

FILM

Slow films (low ISO numbers) give better quality images. Use nothing faster than 100 ISO if you want editors to welcome your photographs. For the printed page, transparencies give better results than photographic prints. Few editors will even look at prints, so load your camera with

transparency film. Nowadays the brand is less important, but to play safe stick to Kodak--Kodachrome, which gives image quality unmatched by any other film, or Ektachrome, which has fresher greens than Kodachrome and can be processed more quickly; but take your film to the best processor, not the cheapest.

CAMERA

I won't attempt to discuss equipment here; it is a subject in itself. In the following notes I assume that the photographer has a modern single lens reflex 35mm camera with automatic exposure control.

COMPOSITION

Is one flower alone to be shown in the picture or is a whole stem with several flowers to be shown? If one flower, little background need be included; if a whole stem, background will, inevitably, be a significant part of the picture. Examine the subject from several positions checking what appears in the viewfinder in addition to the subject. Some things, like metal labels, dead flowers, and bright green garden hoses, can be dreadfully distracting when seen in the frame with an iris flower. If a position can't be found that excludes them from the picture and the garden is not your own, ask for permission to move or remove distractions.

Don't underestimate the importance of background in a photograph. If the only available background is, shall we say, the soil, and its color is distressingly pale and unlovely, change the plan and photograph a single flower instead of a whole stem. A single flower photographed from a short distance will show only a little background, but if what is there is out of focus it will give greater prominence to the close-up subject. The larger the lens aperture (lower f/number), the more diffuse the background (but the risk of an out-of-focus subject is also greater). Adjust the aperture carefully to throw the background out of focus while keeping the subject sharp. Most modern cameras have a button or lever that allows the effect of apertures on focus to be checked in the viewfinder.

Change position and check the background. This also allows the light and its effect on the subject to be assessed. Many irises look better when light

strikes them from one side than when lit directly from the front. Side lighting creates odd shadows however, and may obscure important features of the subject. The difference in the amount of light reflected from shadowed and bright areas in the subject is exaggerated in photographs, especially those made on sunny days, and may spoil them for publication. The qualities we seek in a side- or back-lit picture are more easily achieved on slightly overcast days when the light is soft.

Allow the subject to fill the photograph. Whether the subject is a single flower or the whole garden, exclude the extraneous. Framing the subject in the viewfinder is easier with zoom lenses, but much can still be done by walking to and fro with the eye to the camera checking what is included and what is left out. Editors and publishers want quality and the largest possible image helps achieve it. (For that reason most prefer photographs on film larger than 35mm, but large cameras are rare among amateurs.) Filling the frame of the photograph with the subject helps enormously in ensuring quality in the printed image. Care is needed, especially in close-up photographs, to ensure that all of the subject is included, and that its edges don't overlap the frame. Macro lenses, and close up attachments on ordinary lenses, bring the camera close to the subject for frame-filling pictures.

EXPOSURES

Modern cameras have built-in exposure control that removes most of the difficulties of getting the exposure right. But a few pitfalls remain. White, yellow, and very pale subjects tend to be underexposed, and deep purple and very dark subjects overexposed, when photographed in close-up. This is because automatic exposure devices are adjusted to reproduce all subjects as though they reflect eighteen percent of the light that falls on them. For most subjects this assumption is valid, but when every part of the subject reflects more than eighteen percent of the light (as does a white or yellow flower), or less (as does a deep purple flower), then the automatic exposure system fails. Many cameras have arrangements for adjusting exposures to compensate in such cases, or for overriding the auto device entirely. Take two or three photographs at slightly different exposures of close-ups of very dark and light subjects to improve the chances of having one that is

correctly exposed. Do the same with side- and back-lit subjects. This is called bracketing, and it is insurance so worthwhile that many photographers do it routinely.

For correct exposure in all situations a gray card is available for a dollar or so that reflects eighteen percent of the light falling on it. This can be placed so that both it and the subject receive exactly the same illumination, and the camera allowed to set exposure while aimed at the card. (Nothing but the card should be visible in the viewfinder while exposure is set.) The card is removed and the exposure made with the setting from the gray card locked into the camera.

SHARPNESS

Except when looking for special effects, all editors and publishers demand photographs that are needle sharp. Sharp images are possible only with careful focusing and a camera that is rock steady. Eyes deteriorate with age, and focusing becomes difficult. Viewfinders are available that allow the photographer to work without removing spectacles. Camera manufacturers also provide supplemental lenses for viewfinders that correct defects in the photographers eyesight, as his spectacles do. It is vitally important, one way or another, to ensure accurate focusing. Surveys of film processing plants reveal that the commonest defect in amateurs' photographs is lack of sharpness caused by camera movement. Practice holding the camera steady and squeezing the shutter button so as to avoid jerkiness. Use any solid object nearby as a camera rest, or lean on a tree, wall, or doorpost while photographing, to increase steadiness. Overcome the aversion that afflicts far too many photographers and use a tripod. With a tripod, reduce camera vibration by pre-releasing the mirror and automatic aperture setting, then operating the shutter with a flexible cable release.

Many photographers depend on fast shutter speeds to avoid blurred pictures from camera movement. At shutter speeds of 125th/second and faster, camera movement is not likely to show in a picture. But if a slow shutter speed is necessary, as it often is in close-ups, another method is needed to avoid blurring the picture. Then a tripod is essential. A tripod also supports the camera in positions that the photographer would find difficult to maintain without strain, and strain is inimical to

steadiness. The lightest tripods are seldom the most rigid, so don't judge by weight alone. Long extensions on the center post are no asset; an extended center post waves in the breeze. Check out Gitzo tripods; they are simple and well made.

TWO CLOSING TIPS

Always use a lens shade -- make it a habit. Editors and publishers don't want duplicate slides. Make two exposures of the subject while you're about it; its cheaper and better than having duplicates made later.

George is Editor of Pacific Horticulture and a renowned flower photographer.

LAST WORD

Isn't it exciting, launching the '90's with our first color cover. Our thanks to Olive Rice-Waters, AIS board member and publicity chairman, for supplying the color separation for our back cover; and to George Waters for his valuable technical assistance.

Steve Varner kindly provided the beautiful photograph of DANCE BALLERINA DANCE for our front cover. Flower and Garden, April 1990, p.34 features DANCE BALLERINA DANCE in an article on 1989 Plant Society Award Winners.

On future covers we plan to feature the Morgan-Medal winner for each fall issue and a Siberian garden shot for spring. I'm sure that George's article on photographing irises (p. 32) will encourage you to try for cover-quality slides - then don't forget the next step - send them to me.

After initially thinking that this issue would be rather slim, it seems to have taken on a life of its own and grown to 44 pages. Because of this, the 1990 Favorite 15 ballot will be included in this fall's issue. Keep this in mind when you are looking at Siberians this spring.

Ruth Wilder, our SSI secretary, and RVP of Region 5 writes that beardless irises are still being accepted as guests for the 1992 AIS Convention in Atlanta (see p. 41). She also had good reports from some of the gardens on Siberian growth.

Finally don't forget we still run "Treasure Hunt", "Ask the Expert, and Letter to the Editor" columns as needed, please write!!

Request for Siberian Guest Irises for 1993

We are ready to accept guest Siberians for our first Siberian Convention to be held in Michigan in June 1993. It will be headquartered in East Lansing and will feature a master planting and an additional four gardens. Because Siberians transplant more successfully when they are kept moist we plan to handle the guest plants by the following method:

1. Before any shipments are sent, those hybridizers wishing to send official guest plants are to notify the 1993 Guest Iris Chairpersons:

Jill and Susan Copeland
34165 CR. 652, Mattawan MI 49071

2. Notification should be sent before July 31st 1990 and include;
Name or seedling number of cultivars to be gusted
Number of starts of each cultivar
3. The Guest Iris Chairs will then notify each hybridizer of where to send their guests. When multiple starts of a cultivar are to be sent hybridizers will be given the address of several gardens in order to maximize the chances of good bloom for the convention.

With this direct mailing system we hope to minimize any losses and get the irises off to a good start.

4. Guests will be accepted from August 1st to September 15th.
5. Hybridizers from abroad will be notified of one address only for shipping irises. This is in order to minimize the costs of phytosanitary certificates and the prohibitive mailing costs.

The convention committee and the owners of the tour gardens will follow the statement of the Code of Ethics as printed in the AIS Convention Handbook. Official Guest status will only apply to those plants which are mailed to the tour gardens by the above procedure, and whose plant information was sent by the hybridizer to the Guest Iris Chairpersons.

TREASURER'S REPORT 1990

SUBMITTED BY GUNTHER STARK _____

On hand checking account.....1371.24

INCOME

Dues	1282.09	
Misc. sales	61.61	
Book Sales	1143.34	
Check list sales	1091.42	
Interest	373.98	
Ad revenue	115.00	
N.E. Apogen Auction	300.00	
Slide Rental	7.00	
Total income.....	4374.44	
		5745.68

EXPENSES

Printing, 2 bulletins	1618.66	
Shipping and postage	509.53	
Check list expenses	36.63	
Deposit box rent	5.00	
Officer expenses	11.78	
Total expenses.....	2181.60	
On hand checking account.....	3564.08	
		5745.68
On hand (Certificates of Deposit)		7000.00

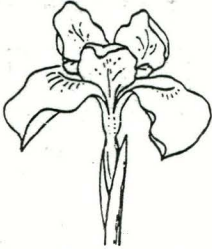
PUBLICATIONS

All back issues of TSI are \$1.50 each if available.
There is a very limited amount of pre-1973 issues.
Not available: Spring 1977, 1987.
Fall 1977, 1979, 1985,
Very Limited Amt. Fall 1986, 1987

Mail checks, payable to SSI, to me at the
Publications Office, 802, Camellia Rd., Anderson SC
29621.


RUTH WILDER, PUBLICATIONS

SIBERIAN IRISES Postpaid \$7.00



By Currier McEwen; illustrated with color plates, drawings and monochrome; includes glossary of terms; prepared with help from committee of advisors and contributors from The Society for Siberian Irises. Proceeds from sale of books will be used to support the work of SSI.

Send order to: Julius Wadekamper, 15974 Canby Avenue, Route 5, Faribault, MN 55021. Make check payable to Society for Siberian Irises.



**SIBERIAN IRIS CHECK LIST
NEW 1989 EDITION NOW READY**
A Listing of 900 Siberians from 1700 - 1989
Postpaid: \$4.50 USA, \$5.00 Foreign
\$6.00 Foreign AIR MAIL (US Dollars)
Order From: HOWARD L. BROOKINS
N75 W14257 NORTH POINT DRIVE
MENOMONEE FALLS, WI 53051-4325
MAKE CHECKS PAYABLE TO SOCIETY FOR SIBERIAN IRISES

**COMMERCIAL DIRECTORY
OF SIBERIAN IRISES**

AITKEN'S SALMON CREEK GARDEN
608 NW. 119th ST. Vancouver WA 98685

BEECH CREEK FARM, Duane/Ginny Darling
32428 CR 681, Bangor, MI 49013

BORBELETA GARDENS INC.
15980 Canby Ave Rt. 5. Faribault MN 55021

BUSH, George C.,
1739 Memory Lane Extd. York, PA 17402

BUSSE GARDENS
Route 2, Box 238, Cokato, MN 55321

CHEHALEM GARDENS, Tom/Ellen Abrego
PO Box 693, Newburg, OR 97132

COOPER'S GARDEN, Joan Cooper
212 W. Co. Rd. C, Roseville, MN 55113

DUNKLEY, Robert,
2435 Middle Rd., Columbia Falls MT 59912

FIELDSTONE GARDENS INC.
620 Quaker lane, Vassalboro, ME 04989

HORTICULTURAL GARDENS
10516 Dixie Highway, Walton, KY 41094

ILLINI IRIS, D. Steve Varner
RR 3, Box 5, Monticello IL 61856

JOE PYE WEED'S GARDEN, Marty Schafer/Jan Sacks
45 Elm St. Bedford MA 01730

CHARLES KLEHM & SON NURSERY,
Rt. 5 Box 197 Penny Rd. Barrington IL 60010

MAXWELTON VALLEY GARDENS
3443 E. French Rd. Clinton WA 98236

MILLER'S MANOR GARDENS
3167 E. US 224, Ossian, IN 46777

NICHOLLS GARDENS
4724 Angus Drive, Gainesville, VA 22065

OLD DOUGLAS PERENNIALS, Anna Mae Miller
6065 Old Douglas Rd. (N. 16th St.)
Kalamazoo, MI 49007

POPE'S PERENNIALS
39 Highland Ave., Gorham, ME 04038

THE IRIS POND
7311 Churchill Rd., McLean, VA 22101

VALENTE GARDENS, Ron and Andy Valente
RFD 2 Box 234, E. Lebanon ME 04027

WINDWOOD GARDENS, Bob & Judy Hollingworth
124 Sherwood Rd. E. Williamston MI 48895

ADVERTISING RATES

Source list will be printed in each spring issue of TSI at a cost of \$5.00 per listing.

FULL PAGE B&W	4 1/2 X 7 1/4.....	\$50.00
HALF PAGE B&W	4 1/2 X 3 1/2.....	\$30.00
1/4TH PAGE B&W	4 1/2 X 1 1/2.....	\$20.00

**REGION 5 IS STILL
ACCEPTING SIBERIANS FOR
THE 1992 AIS CONVENTION**

**HYBRIDIZERS MAY REFER TO
JULY 1989 AIS BULLETIN
FOR RULES REGARDING THE
SENDING OF GUEST IRISES**

Siberian Iris

From America's
Foremost Peony Grower



'LADY VANESSA' (Hollingworth, 1986)

Tree Peonies • Estate Peonies
Siberian Iris • Daylilies • Achillea • Asters
Fancy Hosta • Ornamental Grasses • Ferns
...Plus Many More Exclusives

Send \$4.00 for your 1990 Full Color Catalog
(fully refundable with first order)

Call Toll Free 800-553-3715

Route 5, Box 197 Penny Road • South Barrington, Illinois 60010



**THE SOCIETY FOR
SIBERIAN IRISES**

OFFICERS _____

President: Mrs. Anna Mae Miller, (1991)
6065 N. 16th St., Kalamazoo, MI 49007
1st V.P. Dr. Harold L. Stahly (1991)
8343 Manchester Dr. Grand Blanc, MI
48439
2nd V.P. Dr. Robert M. Hollingworth (1991)
124 Sherwood Rd. E., Williamston, MI
48895
Secretary: Mrs. Ruth Wilder,
802 Camellia Rd., Anderson, SC 29621
Treasurer: Mr. Gunther Stark,
631 G24 Highway, Norwalk, IA 50211

DIRECTORS _____

Mr. James Foreman, (ex officio)
1360 W. Michaels Rd., Tipp City, OH 45371
Mrs. Judith M. Hollingworth, (Editor)
124 Sherwood Rd. E., Williamston, MI
48895
Mr. Thomas Abrego, (1992)
19105 NE Trunk Rd. Dundee OR 97115
Mr. Howard L. Brookins, (1992)
N75 W14257 North Point Drive
Menomonee Falls, WI 53051
Mr. Harry Kuesel, (1992)
4 Larkdale Dr., Littleton, CO 80123
Mrs. Shirley Pope, (1991)
39 Highland Ave., Gorham, ME 04038
Mr. Julius Wadepammer, (1991)
15980 Canby Av., Rt. 5, Faribault, MN
55021

Numbers in parenthesis denote date term expires

COMMITTEES _____

AIS Bulletin: Judith M. Hollingworth (as above)
Display Gardens: Dr. Donald W. Koza,
1171 E. Idaho Ave., St. Paul, MN
55106

Historian: Mr.D. Steve Varner,
 R.R.3, Box 5, Monticello, IL
 61856
 Judging Standards: Mr.Julius Wadekamper (as above)
 Nominating Comm. Dr.Donald W. Koza (as above)
 Mr.Julius Wadekamper (as above)
 Publicity: Mrs. Ainie Busse (as above)
 Registrations Mrs. Agnes Waite
 and Awards: 6 Tow Path Rd. Westfield MA
 10185
 Research: Robert M. Hollingworth(as above)
 Robins: Mrs. Anna Mae Miller (as above)
 Slides: Mr. Thomas Abrego (as above)
 Editor: Judith M. Hollingworth (as above)

Membership is open to all AIS members in the United States and Canada, and to all iris fanciers elsewhere. Send your dues to the Treasurer, Mr. Gunther Stark at 631 G24 Highway, Norwalk IA 50211. Dues are:

Single Annual	\$2.50
Family Annual	\$3.00
Single Triennial	\$6.50
Family Triennial	\$7.50
Single Life	\$50.00
Family Life	\$60.00

The Siberian Iris is published twice yearly by the Society for Siberian Irises, a section of the American Iris Society.
 Editorial office is at 124 Sherwood Rd. E., Williamston, MI 48895. Deadlines for copy are Feb. 15th and Sept 1st, but earlier receipt is appreciated. Reprinting is by permission of the author and editor with due acknowledgement.
 Postmaster; Send address changes to The Siberian Iris, 124 Sherwood Rd. E. Williamston MI 48895.

Back Cover: Siberian irises play an important part in the plantings in Roy Davidson's garden in Bellevue Washington.
 Photo: George Waters
 Separations are courtesy of American Iris Society Calendars

